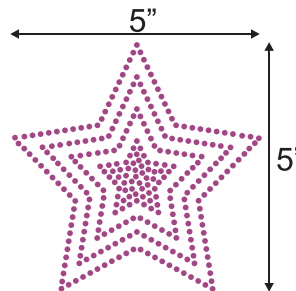


This price guide is only for the rhinestone application, setup fees and clothing costs should be added in to the final pricing.

Step 1: Determine Overall Design Size

What is the overall length and height of your design?



Step 2: Determine Coverage Class





How much of the overall length and height of your design is covered with rhinestones?

Class A: 0 - 25%

Class B: 26 - 50%

Class C: 51 - 75%

Class D: 76 - 100%



Step 3: Determine Price Per Square Inch (PPSI)

Use the chart to determine a price per square inch.

The price chart is for 10 pieces or more, for quantities less than 10 add 50 - 100% to the final price.

You may choose to use the average of 2 or more categories.
(example: when 2 different size stones are used in a design)

One Color/Size Rhinestone Pricing

Class	Size	Price Per Inch	
		From	To
A	6ss	\$0.31	\$0.40
	10ss	\$0.18	\$0.24
	16ss	\$0.18	\$0.23
	20ss	\$0.32	\$0.41
10 + Piece Pricing	30ss	\$0.26	\$0.34
	6ss	\$0.50	\$0.67
	10ss	\$0.30	\$0.40
	16ss	\$0.29	\$0.39
B	20ss	\$0.51	\$0.68
	30ss	\$0.43	\$0.57
	6ss	\$0.67	\$0.89
	10ss	\$0.40	\$0.53
C	16ss	\$0.39	\$0.51
	20ss	\$0.68	\$0.91
	30ss	\$0.57	\$0.76
	6ss	\$0.93	\$1.24
D	10ss	\$0.55	\$0.74
	16ss	\$0.54	\$0.72
	20ss	\$0.95	\$1.27
	30ss	\$0.79	\$1.06

10 + Piece Pricing

Step 4: Determine Additional # of Colors/Sizes

Do not count the 1st color, how many more colors/sizes does your design have?

Formula: Additional # Colors/Sizes = Total - 1

EXAMPLE

Colors/Sizes

Color/Size 1 = Red/20ss
Color/Size 2 = Red/10ss
Color/Size 3 = Pink/10ss

Total = 3 Colors/Sizes



3 - 1 = 2 Additional Colors/Sizes

Step 5: Calculate Final Retail Price

(PPSI + 25% for each additional color/size) x Total Square Inches